



Our hardest-working shirt is simply super. Built to withstand the wear and tear of any tough job, our SuperPro Twill is also brushed for softness.

- 4.6-ounce, 65/35 poly/cotton with stain-release finish
- Rental friendly
- Button-down collar
- Dyed-to-match buttons
- Left chest pocket
- Back box pleat
- Rounded adjustable cuffs

CARE INSTRUCTIONS

Machine wash warm with like colors. Only non chlorine bleach when needed. Tumble dry medium. Warm iron if necessary.



front



back

HOW TO MEASURE










CHEST WIDTH

Measure under the arm and around the fullest part of the chest with arms down, keeping tape horizontal.

SIZE CHART

	XS	S	M	L	XL	2XL	3XL	4XL
Chest	32-34	35-37	38-40	41-43	44-46	47-49	50-53	54-57
Neck	16 1/2	16 1/2	17	17 1/2	18 1/2	19 1/4	20	20 3/4

COLOR INFORMATION

						
Black PMS NTR BLACK C	Burgundy PMS 7428C	Dark Green PMS 5467C	Navy PMS 533C	Royal PMS 654C	Stone PMS 2310C	White