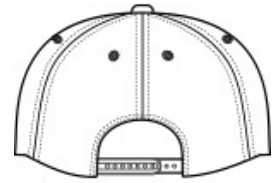


Fabric: 100% polyester jersey with sandwich bill Structure:  
Structured Profile: Mid Features: Moisture-wicking Closure: 7-  
position adjustable snapback



front



back

**HOW TO MEASURE**






**HATS**

Measure the circumference around the head, above the eyebrow and at the widest part of the head. Divide number by 3.14 for hat size.

**SIZE CHART**

|           |                |
|-----------|----------------|
|           | OSFA           |
| Hat Size  | 6 5/8- 8       |
| Head Size | 20 7/8- 25 1/8 |

**COLOR INFORMATION**

|  |   |   |   |   |
|--|---|---|---|---|
|  |  |  |  |  |
| Graphite Heather/<br>Black<br>PMS COOL GRAY<br>11C                                 | True Navy<br>Heather/ True<br>Royal<br>PMS 7455C                                    | Heather/ True<br>Royal<br>PMS 533C  | Vintage Heather/<br>True Red<br>PMS 200C  | Vintage Heather/<br>Vintage Heather<br>PMS COOL GRAY<br>9C                          |