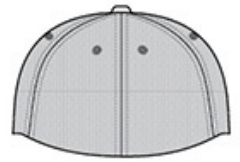


Fabric: 83/14/3 nylon/cotton/spandex front panels; 87/13 poly/spandex air mesh mid and back panels Structure: Structured Profile: Mid Closure: Stretch fit



front



back

HOW TO MEASURE






HATS

Measure the circumference around the head, above the eyebrow and at the widest part of the head. Divide number by 3.14 for hat size.

SIZE CHART

	S/M	L/XL
Hat Size	6 3/4-7 1/4	7 1/8-7 5/8
Head Size	21 1/4- 22 3/4	22 3/8- 23 7/8

COLOR INFORMATION

					
Black/ Black PMS NTR BLACK C	Black/ White PMS NTR BLACK C	Graphite/ Graphite PMS 432C	True Navy/ True Navy PMS 533C	True Red/ White PMS 200C	True Royal/ White PMS 7687C