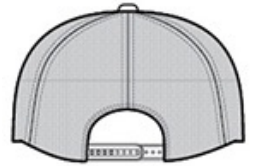




Fabric: 60/40 cotton/poly front panels; 100% polyester mesh back panels, 98/2 cotton/spandex front panels; 100% polyester mesh back panels (Multicam) Structure: Structured Profile: High Closure: 7-position adjustable snap



front



back

HOW TO MEASURE














HATS

Measure the circumference around the head, above the eyebrow and at the widest part of the head. Divide number by 3.14 for hat size.

SIZE CHART

	OSFA	OSFA
Hat Size	6 5/8- 7 5/8	6 5/8- 7 5/8
Head Size	20 3/4- 23 7/8	20 3/4- 23 7/8

COLOR INFORMATION

 Black/ Black PMS NTR BLACK C	 Black/ White	 Chocolate Brown/ Khaki PMS 412C	 Graphite/ Black	 Graphite/ Graphite	 Graphite/ White	 Heather Grey/ Black	 Multicam	 Multicam Black	 Olive/ Khaki PMS 7763C	 True Navy/ True Navy
 True Navy/ White PMS 533C	 True Royal/ White PMS 7687C									