



- 8.2-ounce, 50/50 poly/combed cotton fleece, 36 singles
- Satin label
- Metal zipper
- Full-zip with white finished polyester drawcord and zipper tape
- Kangaroo pockets
- 1x1 rib knit cuffs and hem
- Classic fit

CARE INSTRUCTIONS

Maximum washing temperature 30 c, inside out, with like colors. Only oxygen/non-chlorine bleach allowed. Tumble dry at low temperature, max 60 c. Do not iron. Do not dry clean.



front



back

HOW TO MEASURE
















CHEST WIDTH

Measure under the arm and around the fullest part of the chest with arms down, keeping tape horizontal.

SIZE CHART

	XS	S	M	L	XL	2XL
Chest	35-36	37-38	39-40	41-42	43-44	45-46

COLOR INFORMATION

 Asphalt PMS CG11C	 Black PMS B6C	 Cranberry PMS 188C	 Dark Heather Grey PMS 425C	 Lapis PMS 2756C	 Navy PMS 2767C	 Purple PMS 2096C	 Red PMS 200C	 Sea Blue PMS 2377C	 Slate PMS CG8C	 Sunshine PMS 127C
 Ultra Blue PMS 7721C	 White									