

Port Authority® Hooded Core Soft Shell Jacket. J335

An attached hood and bold colorblocking give this well-priced, water-resistant soft shell extra rain-shielding protection and strong style.

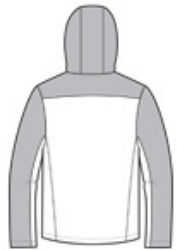
- 100% polyester woven shell bonded to a water-resistant film insert and a 100% polyester microfleece lining
- 1000MM fabric waterproof rating
- 1000G/M2 fabric breathability rating
- Adjustable hood with locking drawcord to customize fit
- Reverse coil zippers
- Interior storm flap with chin guard
- Zippered right chest pocket
- Front zippered pockets
- Open hem with locking drawcord

CARE INSTRUCTIONS

Machine wash cold with like colors only. Non-chlorine bleach when needed. Tumble dry low. Cool iron if necessary.



front



back

HOW TO MEASURE







CHEST WIDTH

Measure under the arm and around the fullest part of the chest with arms down, keeping tape horizontal.

SIZE CHART

	XS	S	M	L	XL	2XL	3XL	4XL
Chest	32-34	35-37	38-40	41-43	44-46	47-49	50-53	54-57

COLOR INFORMATION

			
Black PMS NTR BLACK C	Black/ Battleship Grey PMS NTR BLACK C	Dress Blue Navy/ Battleship Grey PMS 533 C	Night Sky Blue/ Dress Blue Navy PMS 654 C